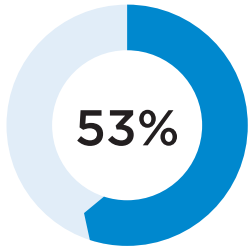


SAFework NSW PUBLIC CONSULTATION ON THE CODE OF PRACTICE FOR MANAGING THE RISKS TO PSYCHOLOGICAL HEALTH

SIZE OF THE PROBLEM

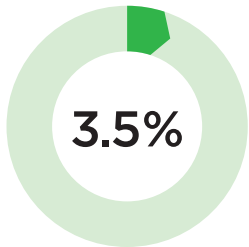
Psychological injury claims from 2014/15 to 2018/19

Over 26,600 workers needed time off work.



53% increase in claims for psychological injury.

Physical injury claims



This compares to only a 3.5% increase in the same period for physical injuries.

AVERAGE LENGTH OF TIME OFF WORK

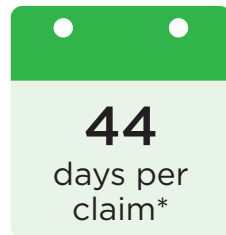
Total days lost



Psychological claims



Physical injury claims



COST OF CLAIMS

Psychological claims



Physical injury claims



*SIRA 2018/19

MOST AT RISK OCCUPATIONS

From 2014/15 to 2018/19 most psychological claims:



Health care & social assistance workers
(nurses, aged care, health care professionals, personal care workers)



Clerical & office workers
(private and public sector)



Teachers and educators



First responders
(Police, ambulance, firefighters and emergency workers)



Retail & hospitality

MOST AT RISK INDUSTRIES

Based on 2014/15 to 2018/19 incidence rate per 1000 workers:



Public administration and safety (government)



Education and training



Health care and social assistance



Retail & wholesale trade (combined)



Transport, postal & warehousing